



Travertine Pattern Guides

Travertine Pattern #1



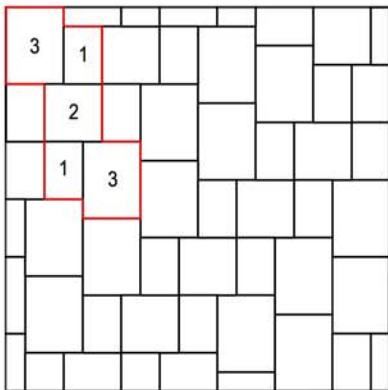
18 x 18 100%

Travertine Pattern #2



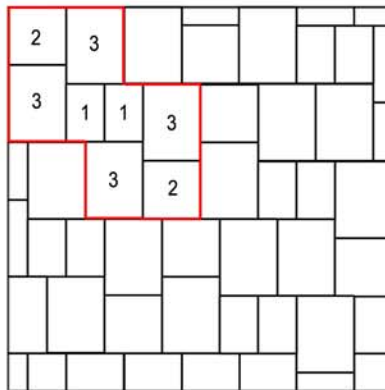
18 x 12 100%

Travertine Pattern #3



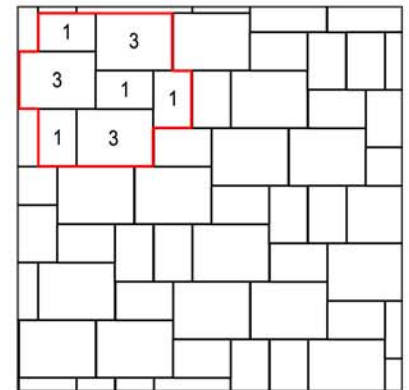
Tile	Tile Size	% of Pattern
1	18 x 12	27%
2	18 x 18	20%
3	24 x 18	53%

Travertine Pattern #4



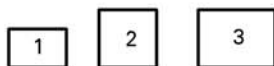
Tile	Tile Size	% of Pattern
1	18 x 12	15%
2	18 x 18	23%
3	24 x 18	62%

Travertine Pattern #5



Tile	Tile Size	% of Pattern
1	18 x 12	40%
2	18 x 18	0%
3	24 x 18	60%

Travertine is available in:



Sq ft/ Tile: 1.5 2.25 3.0



Formula:

$$\text{Total sq ft} \times \% \text{ Tile Pattern} = \text{sq ft Tile Size}$$

$$\frac{\text{Total sq ft Tile Size}}{\text{Tile sq ft}} = \# \text{ of Tile}$$